

Narrative Essay Planning Worksheet

Name: _____ Period: _____

My story will be told in: _____ First-person perspective (I tell my story) or
_____ Third-person perspective (a narrator tells my story)

6d

Paragraph 1 (describe the setting with rich, vivid sensory details)

* stay on topic...this paragraph is for describing the setting only - **not** telling the story!



See:

Hear:

Smell:

Taste:

Touch:

Paragraph 2 (describe main character and give insight to the actions the character will take in your essay):

* stay on topic...character only; you are not telling the specific events of the story yet.



Personality traits:

Physical description:


Show through thoughts and actions, how character perceives self: 6d

Show through thoughts and actions, how others perceive character: 6d

Paragraph 3 (Plot - beginning - describe conflict, begin action of story)

* Stay on topic...be careful with the order of the events so that you stay in the first one-third of the action.

Action:


Numerous sensory details (show, don't tell): 

What does "show, don't tell" mean (sound like)? Tell: Sam got really mad. Show: Sam's face turned crimson and his ears were on fire. He was a volcano about to blow its top.

Paragraph 4 (Plot - middle - describe complications, continue action of story)

* Stay on topic...be careful with the order of the events so that you stay in the middle one-third of the story.


Action:

Numerous sensory details (show, don't tell): 

Paragraph 5 (Plot - climax and resolution)

* Stay on topic...be careful with the order of the events so that you stay in the final one-third of the action. You must not introduce prior events, new information, or character descriptions here.

Action:

Numerous sensory details (show, don't tell): 

Lesson main character learned:

